



# ABOUT DESTACO


Built on a Strong Foundation



Gripping Solutions



Linear Positioning Solutions



Rotary Positioning Solutions



Clamping Solutions



CRL Remote Handling Solutions



Robotic Tooling Solutions

Destaco, a Dover company, is a global leader in the design and manufacture of high-performance automation, workholding and remote-handling solutions. The company serves customers in a variety of end-markets, including the automotive, life sciences, consumer packaged goods, aerospace, industrial and nuclear sectors.

Built on a legacy of more than 100 years, Destaco offers a comprehensive portfolio of products designed to engineer precise movement, placement and control solutions that drive productivity and uptime for manufacturers around the world. The Destaco family of products consists of industry-leading brands such as Destaco Manual Clamps, Power Clamps, and End Effectors; CAMCO™ and Ferguson™ Indexers; Robohand™ Grippers; and CRL™ Manipulators and Transfer Ports.

Destaco is based in Auburn Hills, Michigan, U.S.A. The company has more than 800 employees with 13 locations, in 9 countries, across the Americas, Europe and Asia.

Destaco is part of Dover Corporation, a diversified global manufacturer with annual revenues of \$7 billion. The company delivers innovative equipment and components, specialty systems and support services through four major operating segments: Energy, Engineered Systems, Fluids, and Refrigeration & Food Equipment. Headquartered in Downers Grove, IL, (NYSE: DOV)

More information is available at [destaco.com](http://destaco.com) and [dovercorporation.com](http://dovercorporation.com)

## Focusing all our Resources

### New Product Development

Destaco has dedicated resources to design and build the next generation of products and solutions

### Customer Service and Technical Support

Destaco has industry leading global support to address any product and application concerns you may have

### Design Tools

Destaco provides an extensive CAD library, sizing software, and online tools to support our global customers



## Our Insight Working for You

### Application Engineering

We utilize our expertise and complete portfolio of products to create solutions that fit our customers' needs and applications

### Custom Solutions

If our off-the-shelf solutions don't fit, we will partner with our customers to develop products that will



## Manual and Pneumatic Toggle Clamps and Swing Clamps

### Designed to Hold Securely

#### Markets



#### Applications



## Pneumatic Power Clamps

### Clamp with Confidence

#### Markets



#### Applications



# MAKING OUR PRODUCTS SPECIAL FOR YOU


## When an off-the-shelf product can't handle it - we can!

With many years of experience working with OEM machine builders, we can make our product fit your unique application. We will partner with you to design the right product for your application – from altering an existing product to building a completely new product, we have the experience and expertise to help your project succeed.

Using our expertise to develop custom solutions for unique applications, Destaco helps you save time and resources, allowing you to focus on your core business and gain a competitive advantage in the marketplace.

- Proven quality from the experts
- Reduce risk by using our experienced engineers
- Easy reordering with unique part numbers
- Simplify your supply chain
- Three levels of customization from simple alterations to complex custom products

Model 330  
Standard Product




330-201 Stainless steel clamp with special hook and locking tab

Model 2002-U  
Standard Product



2002-200 with bar cut & bolt retainer welded on

Model 604  
Standard Product




604-229 Stainless steel straight line clamp used in chemical machining process

Model 624/624-MM  
Standard Product



624-MM-872 with modified handle and square plunger

Model 202  
Standard Product




202-200 without grip, with imperial threaded spindle

Model 630-M  
Standard Product



630-38 with electroless nickel plating

Model 802-U  
Standard Product




802-U219 with handle for manual operation

# COLOR HANDLE OPTIONS FOR MANUAL CLAMPS

For visible assignment to security levels, operating modes or maintenance intervals

DESTACO is expanding the selection of color manual clamp handles. Different families of manual clamps are now available with 5 handle colors. The range of colors is interesting for customers who work in prototype construction as well as for customers who need to implement specific safety aspects using standardized color codes. Also it provides the option to have a customized color design.

- Manual lever handles in 5 different colors
- Can be ordered on 14 manual clamp series
- Available on other series models upon request, e.g. UB versions, locking clamps

 Look for this symbol for clamps that offer color handles.



## Color Handle Options Overview

Alternate color handles are available for the series listed below that use our standard red handles\*. Add -Y, -G, -B, -K to end of model number. Please see our catalog for models available within a series.

\*Excludes Blackout Series, Toggle Lock Plus levers or dipped handles.



Manual Clamp Series	Standard Red Handle <small>Popular Model Number Used</small>	Green	Blue	Yellow	Black
202	202-U	202-U-G	202-U-B	202-U-Y	202-U-K
207	207-U	207-U-G	207-U-B	207-U-Y	207-U-K
602	602-MM	602-MM-G	602-MM-B	602-MM-Y	602-MM-K
604	604-MM	604-MM-G	604-MM-B	604-MM-Y	604-MM-K
624	624-MM	624-MM-G	624-MM-B	624-MM-Y	624-MM-K
213	213-USS	213-USS-G	213-USS-B	213-USS-Y	213-USS-K
227	227-U	227-U-G	227-U-B	227-U-Y	227-U-K
237	237-U	237-U-G	237-U-B	237-U-Y	237-U-K
2002	2002-U	2002-U-G	2002-U-B	2002-U-Y	2002-U-K
2007	2007-U	2007-U-G	2007-U-B	2007-U-Y	2007-U-K
2010	2010-U	2010-U-G	2010-U-B	2010-U-Y	2010-U-K
2013	2013-U	2013-U-G	2013-U-B	2013-U-Y	2013-U-K
2017	2017-U	2017-U-G	2017-U-B	2017-U-Y	2017-U-K
2027	2027-U	2027-U-G	2027-U-B	2027-U-Y	2027-U-K




# STAINLESS STEEL CLAMPING SOLUTIONS

For Vertical, Horizontal, Pull-action Latch and Straight Line-Action Toggle Clamps

DESTACO's stainless steel product offering includes 60 models of vertical, horizontal, pull-action latch and straight line-action toggle clamps. They are, fabricated with corrosion, chemical and heat resistant stainless steel.












These stainless steel clamps are suitable for many applications that demand a clamp that is more robust than traditional steel models and are well-suited for outdoor use and food processing, as well as plating, finishing, chemical handling, pharmaceutical manufacturing and other high-temperature or harsh environments. They offer greater capabilities in a cost-effective package.



## Product Highlights/Options

- Full stainless steel construction
- Corrosion and heat resistant
- Stainless steel, spindles, hooks and latch plates
- 60 models

## Features, Markets and Applications

 <p>PERFORMANCE</p>	<ul style="list-style-type: none"> <li>• Heat resisting non-magnetic stainless steel in the annealed state and slightly magnetic when cold worked</li> <li>• Stainless steel clamp and rivet design for withstanding corrosive or high temperature (&gt;250° F) applications</li> </ul>	 <p>FOOD &amp; PACKAGING</p>	 <p>ASSEMBLY</p>
 <p>INTERCHANGEABLE</p>	<ul style="list-style-type: none"> <li>• Standard mounting pattern for interchangeability with exist equipment</li> <li>• Oil resistant vinyl or PVC handles can be removed for high temperature applications</li> </ul>	 <p>CONSUMER GOODS</p>	 <p>FIXTURE/TESTING</p>
 <p>SAFETY</p>	<ul style="list-style-type: none"> <li>• Clamp can be locked in open and closed position with optional DESTACO® Toggle Lock Plus™</li> <li>• Ergonomic and Safe operation</li> </ul>	 <p>INDUSTRIAL</p>	 <p>MOLDING</p>
		 <p>LIFE SCIENCES</p>	 <p>WELDING</p>

# VERTICAL HOLD DOWN CLAMPS








**CLICK OR SCAN**

To view full PDF catalog pages on these products



## Sizing and Application Chart



Series	Page #	Max. Holding Capacity N [lb.f.]					Height Under Clamping Bar mm [inch]					Overall Height mm [inch]																																							
		0 to 1000 [0 to 225]	1000 to 2000 [225 to 450]	2000 to 3000 [450 to 675]	3000 to 5000 [675 to 1125]	5000 to 7000 [1125 to 1575]	7000 to 10000 [1575 to 2250]	10000+ [2250+]	0 to 25 [0 to 0.98]	25 to 40 [0.98 to 1.57]	40 to 55 [1.57 to 2.17]	55 to 70 [2.17 to 2.76]	70 to 85 [2.76 to 3.35]	85 to 100 [3.35 to 3.94]	100+ [3.94+]	0 to 50 [0 to 1.97]	50 to 100 [1.97 to 3.94]	100 to 125 [3.94 to 4.92]	125 to 150 [4.92 to 5.91]	150 to 175 [5.91 to 6.89]	175 to 200 [6.89 to 7.87]	200 to 225 [7.87 to 8.86]	225 to 250 [8.86 to 9.84]	250 to 275 [9.84 to 10.83]	275+ [10.83+]																										
 2002  2010	24		•					••								••																																			
	24			•				••										•																																	
	25				•				••																																										
	25	•							•								•																																		
	26	•							••								••																																		
	27		••							•								•																																	
	28			••							••								•																																
	28				•							••																																							
	28					•							•																																						
	 5910  528	28-29			•						•																																								
		28-29					•					•																																							
28-29							•					•																																							
29					•							•																																							
29						•							•																																						
29						•								•																																					
29								•							•																																				
29							•							••																																					
 317  7-101	30		•								•																																								
	30		•									•																																							
	30				•								•																																						
	30				•							•																																							
	30					•																																													
	30							•																																											
	30																																																		
 503	31				•							•			•																																				
	31													••																																					
	31														••																																				
	31															•																																			



**CLICK OR SCAN**  
To view full PDF  
catalog pages on  
these products

# VERTICAL HOLD DOWN CLAMPS

## Sizing and Application Chart


Overall Length mm [inch]		Overall Width mm [inch]		Suitable Application Areas										Standard Material			Arm Style		Mounting Style		Service Environment		
				Welding	Assembly	Checking Fixtures	Machining	Woodworking	Closures	Food Processing	Duty Cycle	Steel	Stainless Steel	Color Handles	Toggle Lock Plus	Accom. Workpiece Variation	U-Bar Version	Solid Arm Version	Straight Base	Flanged Base	Weld-on Mounting	Normal	Harsh/Dirty
50 to 75 [1.97 to 2.95]	75 to 100 [2.95 to 3.94]	0 to 20 [0 to 0.78]	20 to 40 [0.78 to 1.57]	○	●	●	●	●	●	⊗	○	✓		✓	✓		✓	✓	✓	✓		✓	
100 to 125 [3.94 to 4.92]	125 to 150 [4.92 to 5.91]	20 to 40 [0.78 to 1.57]	40 to 60 [1.57 to 2.36]	○	●	●	●	●	●	⊗	○	✓		✓	✓		✓	✓	✓	✓		✓	
150 to 175 [5.91 to 6.89]	175 to 200 [6.89 to 7.87]	40 to 60 [1.57 to 2.36]	60 to 80 [2.36 to 3.15]	○	●	●	●	●	●	⊗	○	✓		✓	✓		✓	✓	✓	✓		✓	
200 to 225 [7.87 to 8.86]	225 to 250 [8.86 to 9.84]	60 to 80 [2.36 to 3.15]	80 to 100 [3.15 to 3.94]	○	●	●	●	●	●	⊗	○	✓		✓	✓		✓	✓	✓	✓		✓	
100 to 125 [3.94 to 4.92]	125 to 150 [4.92 to 5.91]	0 to 20 [0 to 0.78]	20 to 40 [0.78 to 1.57]	○	●	●	●	●	●	⊗	○	✓		✓	✓		✓	✓	✓	✓		✓	
150 to 175 [5.91 to 6.89]	175 to 200 [6.89 to 7.87]	0 to 20 [0 to 0.78]	20 to 40 [0.78 to 1.57]	○	●	●	●	●	●	⊗	○	✓		✓	✓		✓	✓	✓	✓		✓	
200 to 225 [7.87 to 8.86]	225 to 250 [8.86 to 9.84]	0 to 20 [0 to 0.78]	20 to 40 [0.78 to 1.57]	○	●	●	●	●	●	⊗	○	✓		✓	✓		✓	✓	✓	✓		✓	
100 to 125 [3.94 to 4.92]	125 to 150 [4.92 to 5.91]	20 to 40 [0.78 to 1.57]	40 to 60 [1.57 to 2.36]	○	●	●	●	●	●	⊗	○	✓		✓	✓		✓	✓	✓	✓		✓	
150 to 175 [5.91 to 6.89]	175 to 200 [6.89 to 7.87]	20 to 40 [0.78 to 1.57]	40 to 60 [1.57 to 2.36]	○	●	●	●	●	●	⊗	○	✓		✓	✓		✓	✓	✓	✓		✓	
200 to 225 [7.87 to 8.86]	225 to 250 [8.86 to 9.84]	20 to 40 [0.78 to 1.57]	40 to 60 [1.57 to 2.36]	○	●	●	●	●	●	⊗	○	✓		✓	✓		✓	✓	✓	✓		✓	
100 to 125 [3.94 to 4.92]	125 to 150 [4.92 to 5.91]	40 to 60 [1.57 to 2.36]	60 to 80 [2.36 to 3.15]	○	●	●	●	●	●	⊗	○	✓		✓	✓		✓	✓	✓	✓		✓	
150 to 175 [5.91 to 6.89]	175 to 200 [6.89 to 7.87]	40 to 60 [1.57 to 2.36]	60 to 80 [2.36 to 3.15]	○	●	●	●	●	●	⊗	○	✓		✓	✓		✓	✓	✓	✓		✓	
200 to 225 [7.87 to 8.86]	225 to 250 [8.86 to 9.84]	40 to 60 [1.57 to 2.36]	60 to 80 [2.36 to 3.15]	○	●	●	●	●	●	⊗	○	✓		✓	✓		✓	✓	✓	✓		✓	
100 to 125 [3.94 to 4.92]	125 to 150 [4.92 to 5.91]	60 to 80 [2.36 to 3.15]	80 to 100 [3.15 to 3.94]	○	●	●	●	●	●	⊗	○	✓		✓	✓		✓	✓	✓	✓		✓	
150 to 175 [5.91 to 6.89]	175 to 200 [6.89 to 7.87]	60 to 80 [2.36 to 3.15]	80 to 100 [3.15 to 3.94]	○	●	●	●	●	●	⊗	○	✓		✓	✓		✓	✓	✓	✓		✓	
200 to 225 [7.87 to 8.86]	225 to 250 [8.86 to 9.84]	60 to 80 [2.36 to 3.15]	80 to 100 [3.15 to 3.94]	○	●	●	●	●	●	⊗	○	✓		✓	✓		✓	✓	✓	✓		✓	






● Excellent/High ○ Fair/Medium ● Poor/Low ⊗ Not Recommended

# HORIZONTAL HOLD DOWN CLAMPS

## Sizing and Application Chart

**CLICK OR SCAN**  
To view full PDF  
catalog pages on  
these products



Series	Page #	Max. Holding Capacity N [lbf.]						Height Under Clamping Bar mm [inch]						Overall Height mm [inch]					
		0 to 1000 [0 to 225]	1000 to 2000 [225 to 450]	2000 to 3000 [450 to 675]	3000 to 5000 [675 to 1125]	5000 to 7000 [1125 to 1575]	7000 to 10000 [1575 to 2250]	0 to 10 [0 to 0.39]	10 to 20 [0.39 to 0.79]	20 to 30 [0.79 to 1.18]	30 to 40 [1.18 to 1.57]	40 to 50 [1.57 to 1.97]	50 to 60 [1.97 to 2.36]	0 to 25 [0 to 0.98]	25 to 40 [0.98 to 1.57]	40 to 55 [1.57 to 2.17]	55 to 70 [1.57 to 2.76]	70 to 85 [2.76 to 3.35]	85 to 100 [3.35 to 3.94]
 2013   217   205   305   206	32	●						●						●					
	32			●					●						●				
	32				●					●						●			
	32		●						●										
	33	●	●							●									
	33			●							●						●		
	33				●							●					●		
	34												●						●
	34	●							●										
	34		●	●							●				●				
35			●								●				●				
35				●								●				●			
35	●								●					●					
35		●								●						●			
35			●								●						●		
35				●								●						●	
36	●												●						
36			●							●				●					
36				●							●				●				
36							●			●					●				





**CLICK OR SCAN**  
To view full PDF  
catalog pages on  
these products

# HORIZONTAL HOLD DOWN CLAMPS

## Sizing and Application Chart

Overall Length mm [inch]		Overall Width mm [inch]		Suitable Application Areas							Standard Material			Arm Style		Mounting Style		Service Environ- ment													
50 to 75 [1.97 to 2.95]	75 to 100 [2.95 to 3.94]	100 to 125 [3.94 to 4.92]	125 to 150 [4.92 to 5.91]	150 to 175 [5.91 to 6.89]	175 to 200 [6.89 to 7.87]	200 to 225 [7.87 to 8.86]	225 to 250 [8.86 to 9.84]	250+ [9.84+]	0 to 25 [0 to 0.98]	25 to 40 [0.98 to 1.57]	40 to 55 [1.57 to 2.17]	55 to 70 [1.57 to 2.76]	Welding	Assembly	Checking Fixtures	Machining	Woodworking	Closures	Food Processing	Duty Cycle	Steel	Stainless Steel	Color Handles	Toggle Lock Plus	U-Bar Version	Solid Arm Version	Straight Base	Flanged Base	Welded	Normal	Harsh/Dirty
			●										○	●	●	●	●	●	⊗	○	✓		✓	✓	✓			✓		✓	
					●						●		○	●	●	●	●	●	⊗	○	✓		✓	✓	✓			✓		✓	
						●					●		○	●	●	○	●	●	⊗	○	✓		✓	✓	✓			✓		✓	
	●								●				○	●	●	●	●	●	○	○	✓	✓			✓	✓		✓		✓	
●			●							●			○	●	●	●	●	●	○	○	✓	✓			✓	✓		✓		✓	
●	●										●		○	●	○	○	●	●	○	○	✓			✓	✓		✓		✓		
●			●						●			●	○	●	○	○	○	○	○	○	✓	✓		✓	✓		✓		✓		
					●								●	●	○	●	●	●	⊗	○	✓		✓	✓			✓		✓	✓	
						●					●		○	●	○	●	●	●	⊗	○	✓	✓		✓	✓		✓		✓	✓	

● Excellent/High ○ Fair/Medium ● Poor/Low ⊗ Not Recommended













# STRAIGHT LINE ACTION CLAMPS

## Sizing and Application Chart

**CLICK OR SCAN**  
To view full PDF  
catalog pages on  
these products



Series	Page #	Max. Holding Capacity N [lbf.]					Plunger Travel mm [inch]				
		0 to 1000 [0 to 225]	1000 to 2000 [225 to 450]	2000 to 3000 [450 to 675]	3000 to 5000 [675 to 1125]	5000 to 7000 [1125 to 1575]	7000 to 10000 [1575 to 2250]	10000+ [2250+]	0 to 20 [0 to 0.79]	20 to 40 [0.79 to 1.57]	40 to 60 [1.57 to 2.36]

	6001	6001	37	●								●		
	601	601	37	●								●		
	6015	6015	37		●							●		
	603	603	37		●							●		
	608	608	37			●							●	
	605	605	37	●								●		
	606	606	37	●								●		
	607	607	38			●							●	
	609	609	38	●								●		
	610	610	38			●							●	
	615	615	38	●								●		
	620	620	38		●							●		
	630	630	38							●			●	
	640	640	38							●				●
	650	650	39							●				●
	95030	95030	39		●							●		
	95040	95040	39			●						●		
	95050	95050	39							●			●	
	95060	95060	39							●			●	
	5130	5130	39							●			●	
	5131	5131	39		●							●		
	5133	5133	39			●								●
	5150	5150	39							●			●	
	602	602	40	●								●		
	604	604	40		●							●		
	624	624	40			●							●	
	6004	6004	40	●								●		
	614	614	40			●						●		
	670	670	40							●			●	
	675	675	40							●			●	
	690	690	40							●				●
	695	695	40							●				●



**CLICK OR SCAN**

To view full PDF catalog pages on these products

# STRAIGHT LINE ACTION CLAMPS

## Sizing and Application Chart

Overall Height mm [inch]								Overall Length mm [inch]								Overall Width mm [inch]								Suitable Application Areas							Standard Material				Service Environment	
																								Welding	Assembly	Checking Fixtures	Machining	Woodworking	Food Processing	Duty Cycle	Steel	Stainless Steel	Color Handles	Toggle Lock Plus	Normal	Harsh/Dirty
0 to 40 [0 to 1.57]	40 to 60 [1.57 to 2.36]	60 to 80 [2.36 to 3.15]	80 to 100 [3.15 to 3.94]	100 to 120 [3.15 to 4.72]	120 to 140 [4.72 to 5.51]	60 to 80 [2.36 to 3.15]	80 to 120 [2.36 to 4.72]	120 to 160 [4.72 to 6.30]	160 to 200 [6.30 to 7.87]	200 to 240 [7.87 to 9.45]	240 to 280 [9.45 to 11.02]	280+ [11.02+]	0 to 30 [0 to 1.18]	30 to 45 [1.18 to 1.77]	45 to 60 [1.77 to 2.36]	60 to 75 [2.36 to 2.95]	75 to 90 [2.95 to 3.54]	Welding	Assembly	Checking Fixtures	Machining	Woodworking	Food Processing	Duty Cycle	Steel	Stainless Steel	Color Handles	Toggle Lock Plus	Normal	Harsh/Dirty						
●	●					●							●					○	○	○	○	○	○	○	○	○	○	○	○	○	○					
●						●							●					○	○	○	○	○	○	○	○	○	○	○	○	○	○					
●						●							●					○	○	○	○	○	○	○	○	○	○	○	○	○	○					
		●						●										○	○	○	○	○	○	○	○	○	○	○	○	○	○					
			●					●										○	○	○	○	○	○	○	○	○	○	○	○	○	○					
				●				●										○	○	○	○	○	○	○	○	○	○	○	○	○	○					
	●							●										○	○	○	○	○	○	○	○	○	○	○	○	○	○					
		●						●										○	○	○	○	○	○	○	○	○	○	○	○	○	○					
			●					●										○	○	○	○	○	○	○	○	○	○	○	○	○	○					
				●				●										○	○	○	○	○	○	○	○	○	○	○	○	○	○					
					●													○	○	○	○	○	○	○	○	○	○	○	○	○	○					
						●												○	○	○	○	○	○	○	○	○	○	○	○	○	○					
							●											○	○	○	○	○	○	○	○	○	○	○	○	○	○					
								●										○	○	○	○	○	○	○	○	○	○	○	○	○	○					
									●									○	○	○	○	○	○	○	○	○	○	○	○	○	○					
										●								○	○	○	○	○	○	○	○	○	○	○	○	○	○					
											●							○	○	○	○	○	○	○	○	○	○	○	○	○	○					
												●						○	○	○	○	○	○	○	○	○	○	○	○	○	○					
													●					○	○	○	○	○	○	○	○	○	○	○	○	○	○					
														●				○	○	○	○	○	○	○	○	○	○	○	○	○	○					
															●			○	○	○	○	○	○	○	○	○	○	○	○	○	○					
																		○	○	○	○	○	○	○	○	○	○	○	○	○	○					
																		○	○	○	○	○	○	○	○	○	○	○	○	○	○					

● Excellent/High ○ Fair/Medium ● Poor/Low ⊗ Not Recommended



# PULL ACTION LATCH CLAMPS

## Sizing and Application Chart

**CLICK OR SCAN**  
To view full PDF  
catalog pages on  
these products



Series	Page #	Max. Holding Capacity N [lbf.]							Plunger Travel mm [inch]				
		0 to 2000 [0 to 450]	2000 to 4000 [450 to 900]	4000 to 6000 [900 to 1350]	6000 to 10000 [1350 to 2250]	10000 to 20000 [2250 to 4500]	20000+ [4500+]	0 to 50 [0 to 1.97]	50 to 75 [1.497 to 2.95]	75 to 100 [2.95 to 3.94]	100 to 125 [3.94 to 4.92]	125 to 150 [4.92 to 5.91]	150+ [5.91+]
3031	42	●						●					
3051	42				●			●					
330	42	●						●					
351	42	●								●			
371	42		●								●		
381	42			●								●	
323	42	●						●					
331	42		●					●					
341	42				●				●				
375	43					●				●			
385	43						●		●				
324	44		●					●					
334	44			●					●				
344	44				●				●				
374	44					●		●					
301	44	●									●		
311	44			●						●			
3011	44				●					●			
353	44			●	●			●					





**CLICK OR SCAN**  
To view full PDF  
catalog pages on  
these products

# PULL ACTION LATCH CLAMPS

## Sizing and Application Chart

Overall Height mm [inch]		Overall Length mm [inch]		Overall Width mm [inch]		Standard Material		Hook Style		Service Environ- ment																		
0 to 50 [0 to 1.97]	50 to 75 [1.497 to 2.95]	75 to 100 [2.95 to 3.94]	100 to 125 [3.94 to 4.92]	125 to 150 [4.92 to 5.91]	150+ [5.91+]	50 to 100 [1.97 to 3.94]	100 to 150 [3.94 to 5.91]	150 to 200 [5.91 to 7.87]	200 to 250 [5.91 to 9.84]	250 to 300 [5.91 to 11.81]	300 to 350 [11.81 to 13.78]	0 to 40 [0 to 1.57]	40 to 50 [1.57 to 1.97]	50 to 60 [1.97 to 2.36]	60 to 70 [2.36 to 2.76]	70 to 80 [2.76 to 3.15]	80 to 90 [3.15 to 3.54]	Duty Cycle	Steel	Stainless Steel	Color Handles	Toggle Lock Plus™	Fixed	Adjustable U-Hook	Adjustable J-Hook	Normal	Harsh/Dirty	
●								●					●						○	✓	✓	✓	✓			✓	✓	
●									●				●						○	✓	✓	✓	✓			✓	✓	
●						●							●						○	✓	✓	✓				✓	✓	
●									●				●						○	✓	✓	✓	✓			✓	✓	
	●														●				○	✓	✓	✓	✓			✓	✓	
●						●							●						○	✓	✓	✓	✓			✓	✓	
●								●					●						○	✓	✓	✓	✓		✓	✓	✓	
	●			●					●					●					○	✓	✓	✓	✓			✓	✓	
		●				●													○	✓	✓	✓	✓			✓	✓	
			●					●						●					○	✓	✓	✓	✓			✓	✓	
				●					●										○	✓	✓	✓	✓			✓	✓	
					●					●									○	✓	✓	✓	✓			✓	✓	
						●													○	✓	✓	✓	✓			✓	✓	
							●			●									○	✓	✓	✓	✓			✓	✓	
									●										○	✓	✓	✓	✓			✓	✓	
																			○	✓	✓	✓	✓			✓	✓	
																			○	✓	✓	✓	✓			✓	✓	
																			○	✓	✓	✓	✓			✓	✓	
																			○	✓	✓	✓	✓			✓	✓	
																			○	✓	✓	✓	✓			✓	✓	
																			○	✓	✓	✓	✓			✓	✓	
																			○	✓	✓	✓	✓			✓	✓	
																			○	✓	✓	✓	✓			✓	✓	
																			○	✓	✓	✓	✓			✓	✓	
																			○	✓	✓	✓	✓			✓	✓	
																			○	✓	✓	✓	✓			✓	✓	
																			○	✓	✓	✓	✓			✓	✓	
																			○	✓	✓	✓	✓			✓	✓	
																			○	✓	✓	✓	✓			✓	✓	
																			○	✓	✓	✓	✓			✓	✓	
																			○	✓	✓	✓	✓			✓	✓	
																			○	✓	✓	✓	✓			✓	✓	
																			○	✓	✓	✓	✓			✓	✓	
																			○	✓	✓	✓	✓			✓	✓	
																			○	✓	✓	✓	✓			✓	✓	
																			○	✓	✓	✓	✓			✓	✓	
																			○	✓	✓	✓	✓			✓	✓	
																			○	✓	✓	✓	✓			✓	✓	
																			○	✓	✓	✓	✓			✓	✓	
																			○	✓	✓	✓	✓			✓	✓	
																			○	✓	✓	✓	✓			✓	✓	


● Excellent/High ○ Fair/Medium ● Poor/Low ⊗ Not Recommended



# SQUEEZE ACTION PLIER CLAMPS

## Sizing and Application Chart

**CLICK OR SCAN**  
To view full PDF  
catalog pages on  
these products



Series	Page #	Max. Holding Capacity N [lbf.]						Maximum Clamping Thickness mm [inch]						Color Handles	
		0 to 1000 [0 to 225]	1000 to 2000 [225 to 450]	2000 to 3000 [450 to 675]	3000 to 4000 [675 to 900]	4000 to 5000 [900 to 1125]	5000 to 6000 [1125 to 1350]	0 to 10 [0 to 0.39]	10 to 20 [0.39 to 0.78]	20 to 30 [0.78 to 1.18]	30 to 40 [1.18 to 1.57]	40 to 60 [1.57 to 2.36]	60 to 80 [1.57 to 3.15]		80+ [2.26+]
	325				●						●				✓
	345				●								●		✓
	424	●						●							
	441		●						●						
	431	●						●							
	462				●					●					
	463				●							●			
	482							●		●					
	484							●					●		
	486					●								●	



**CLICK OR SCAN**  
To view full PDF  
catalog pages on  
these products

# MANUAL CLAMPING ACCESSORIES

See pages 46-49 for more information




# 2002, 2007

**CLICK OR SCAN**  
QR codes for full catalog  
pages on products

## Vertical Hold Down Clamps

### 2002 Series

Max. Holding Capacity: 2700 N [600 lbf]

 Color handle option available.  
See pg. 7 for more info.



**2002-U/USS**  
Flanged Base  
U-Bar



-USS Stainless  
Steel Model



**2002-U-LS-BLK** ⓘ  
Blackout Series  
Flanged Base  
U-Bar



**2002-S**  
Flanged Base  
Solid Bar



**2002-UB**  
Straight Base  
U-Bar



**2002-UB-LS-BLK** ⓘ  
Blackout Series  
Straight Base  
U-Bar



**2002-SB**  
Straight Base  
Solid Bar



**2002-UR/URSS**  
Flanged Base  
U-Bar  
DESTACO®  
Toggle Lock  
Plus



-URSS Stainless Steel Model



**2002-SR** ⓘ  
Flanged Base  
Solid Bar  
DESTACO®  
Toggle Lock  
Plus



**2002-UBR**  
Straight Base  
U-Bar  
DESTACO®  
Toggle Lock  
Plus



**2002-SBR** ⓘ  
Straight Base  
Solid Bar  
DESTACO®  
Toggle Lock  
Plus



**2002-U207**  
Flanged Base  
U-Bar

Interchangeable  
with 207 Series



**2002-UR207**  
Flanged Base  
U-Bar

Interchangeable  
with 207 Series  
DESTACO®  
Toggle Lock  
Plus




**2002-UF**  
Front Mount Base  
U-Bar



**2007-UF**  
Front Mount Base  
U-Bar



 Color handle option  
available. See pg. 7  
for more info.

### 2007 Series

Max. Holding Capacity: 4450 N [1000 lbf]

**2007-U/USS**  
Flanged Base  
U-Bar



-USS Stainless  
Steel Model



**2007-U-LS-BLK** ⓘ  
Blackout Series  
Flanged Base  
U-Bar



**2007-S**  
Flanged Base  
Solid Bar



**2007-UB**  
Straight Base  
U-Bar



**2007-UB-LS-BLK** ⓘ  
Blackout Series  
Straight Base  
U-Bar



**2007-SB**  
Straight Base  
Solid Bar



**2007-UR/URSS**  
Flanged Base  
U-Bar  
DESTACO®  
Toggle Lock  
Plus



-URSS Stainless Steel Model



**2007-SR** ⓘ  
Flanged Base  
Solid Bar  
DESTACO®  
Toggle Lock  
Plus



**2007-UBR**  
Straight Base  
U-Bar  
DESTACO®  
Toggle Lock  
Plus



**2007-SBR** ⓘ  
Straight Base  
Solid Bar  
DESTACO®  
Toggle Lock  
Plus



ⓘ This item is available upon request


**CLICK OR SCAN**  
QR codes for full catalog  
pages on products

# 2010, 201

## Vertical Hold Down Clamps

### 2010 Series

Max. Holding Capacity: 6230 N [1400 lbf]

 Color handle option available.  
See pg. 7 for more info.



**2010-U**  
Flanged Base  
U-Bar



**2010-S**  
Flanged Base  
Solid Bar



**2010-UB**  
Straight Base  
U-Bar



**2010-SB**  
Straight Base  
Solid Bar



**2010-UR**  
Flanged Base  
U-Bar  
DESTACO®  
Toggle Lock  
Plus



**2010-SR<sup>①</sup>**  
Flanged Base  
Solid Bar  
DESTACO®  
Toggle Lock  
Plus



**2010-UBR**  
Straight Base  
U-Bar  
DESTACO®  
Toggle Lock  
Plus




**2010-SBR<sup>①</sup>**  
Straight Base  
Solid Bar  
DESTACO®  
Toggle Lock  
Plus



### 201 Series

Max. Holding Capacity: 440 N [100 lbf]  
560 N [125 lbf] (USS)

 Color handle option available.  
See pg. 7 for more info.



**201-U/USS**  
Flanged Base  
U-Bar



-USS Stainless  
Steel Model



**201-UB**  
Straight Base



**201-TU**  
Flanged Base  
U-Bar  
T-Handle



<sup>①</sup> This item is available upon request

Dimensions and technical information are subject to change without notice


# 202

**CLICK OR SCAN**  
QR codes for full catalog  
pages on products

## Vertical Hold Down Clamps

### 202 Series

Max. Holding Capacity: 890 N [200 lbf]  
1110 N [250 lbf] (USS, SS)

 Color handle option available.  
See pg. 7 for more info.



**202-U/USS**  
Flanged Base  
U-Bar



-USS Stainless  
Steel Model



**202-UL**  
Flanged Base  
Long U-Bar



**202/-SS**  
Flange Base  
Solid Bar



-SS Stainless  
Steel Model



**202-UB**  
Straight Base  
U-bar



**202-B**  
Straight Base  
Solid Bar



**202-TU**  
Flanged Base  
U-bar,  
T-Handle



**202-T**  
Flanged Base  
Solid Bar  
T-Handle



**202-U-L** ⓘ  
Flanged Base  
Open U-Bar



**202-U-L-BLK** ⓘ  
Blackout Series  
Flanged Base  
Open U-Bar



**202-UB-L** ⓘ  
Straight Base  
Open U-Bar



**202-UB-L-BLK** ⓘ  
Blackout Series  
Straight Base  
Open U-Bar



**202305**  
Flanged Grip.  
Provides added safety  
and protection. Fits all  
202 Series (except  
T-Handle) clamps.  
Order separately.




ⓘ This item is available upon request

ⓘ This item is available upon request



**207 Series**

Max. Holding Capacity: 1670 N [375 lbf]  
2000 N [450 lbf] (USS)  
2220 N [500 lbf] (S, L, LR, SB, LB, LBR, SF)

 Color handle option available.  
See pg. 7 for more info.



**207-U**  
Flanged Base  
U-Bar



-USS Stainless  
Steel Model



**207-UL**  
Flanged Base  
Long U-Bar



**207-S**  
Flanged Base  
Solid Bar



**207-L**  
Flanged Base  
Long Solid Bar



**207-TU**  
Flanged Base  
T-Handle  
U-Bar



**207-TUL**  
Flanged Base  
T-Handle  
Long U-Bar



**207-UR**  
Flanged Base  
U-Bar  
DESTACO®  
Toggle Lock  
Plus



**207-LR**  
Flanged Base  
Long Solid Bar  
DESTACO®  
Toggle Lock  
Plus



**207-UB**  
Straight Base  
U-Bar



**207-ULB**  
Straight Base  
Long U-Bar



**207-SB**  
Straight Base  
Solid Bar



**207-LB**  
Straight Base  
Long Solid  
Bar




**207-LBR** ⓘ  
Straight Base  
Long Solid Bar  
DESTACO®  
Toggle Lock  
Plus



**207-UF** ⓘ  
U-Bar  
Dual Mount



**207-SF** ⓘ  
Solid Bar  
Dual Mount



**207-U-L** ⓘ  
Flange Base  
Open Bar



**207-U-L-BLK**  
Blackout Series  
Flanged Base  
Open U-Bar



**207-UB-L** ⓘ  
Straight Base  
Open Bar



**207-UB-L-BLK**  
Blackout Series  
Straight Base  
Open U-Bar



**207305**  
Flanged Grip.  
Provides added safety  
and protection. Fits all  
207 Series (except  
T-Handle) clamps.  
Order separately.



ⓘ This item is available upon request


# 210, 247, 267, 5900

**CLICK OR SCAN**  
QR codes for full catalog  
pages on products

## Vertical Hold Down Clamps

### 210 Series

Max. Holding Capacity: 2670 N [600 lbf]  
3340 N [750 lbf] (USS, SB, SR)

 Color handle option available.  
See pg. 7 for more info.



**210-U/USS**  
Flanged Base  
U-Bar



-USS Stainless  
Steel Model



**210-S**  
Flanged Base  
Solid Bar



**210-UB**  
Straight Base  
U-bar



**210-SB**  
Straight Base  
Solid Bar



**210-UR**  
Flanged Base  
U Bar  
DESTACO®  
Toggle Lock  
Plus



**210-SR**  
Flanged Base  
Solid Bar  
DESTACO®  
Toggle Lock  
Plus




**210-TU**  
Flanged Base  
U Bar  
T-Handle



### 247, 267 Series

Max. Holding Capacity: 4450 N [1000 lbf] (247)  
5340 N [1200 lbf] (267)

 Color handle option available.  
See pg. 7 for more info.



**247-U**  
Flanged Base  
U-Bar



**247-S**  
Flanged Base  
Solid Bar



**267-U**  
Flanged Base  
U-Bar




**267-S** ⓘ  
Flanged Base  
Solid Bar



### 5900 Series

Max. Holding Capacity: 3340 N [750 lbf] (5905)  
7120 N [1600 lbf] (5910)  
12230 N [2750 lbf] (5915)

 Color handle option available.  
See pg. 7 for more info.



5905/5910/5915  
Flanged Base



5905-B/5910-B/5915-B  
Solid Base



ⓘ This item is available upon request

**CLICK OR SCAN**  
QR codes for full catalog  
pages on products

# 5100, 528, 548, 578, 533, 535

## Vertical Hold Down Clamps

### 5100 Series

Max. Holding Capacity: 3100 N [700 lbf] (5105)  
5100 N [1150 lbf] (5110)



**5105/5110**  
Flanged Base



**5105-B/5110-B**  
Solid Base



**5105-R/5110-R**  
Flanged Base  
DESTACO®  
Toggle Lock  
Plus



**5105-BR①/5110-BR①**  
Solid Base  
DESTACO®  
Toggle Lock  
Plus



### 528 Series

Max. Holding Capacity: 4450 N [1000 lbf]



**528**  
Flanged Base  
Solid Bar



**528-F①**  
Front Mount  
Base Solid Bar



### 548, 578 Series

Max. Holding Capacity: 11100N [2500lbf] (548)  
17800 N [4000 lbf] (578)



**548**  
Straight Base  
Solid Bar




**578**  
Straight Base  
Solid Bar



### 533, 535 Series

Max. Holding Capacity: 7000N [1575 lbf] (533)  
10000 N [2250 lbf] (535)

 Color handle option available.  
See pg. 7 for more info.



**533-L**  
Flanged Base  
Solid Bar



**533-LB**  
Straight Base  
Solid Bar



**535-L**  
Flanged Base  
Solid Bar



**535-LB**  
Straight Base  
Solid Bar



① This item is available upon request

# 91090, 317, 7-XXX, 527, 229

**CLICK OR SCAN**  
QR codes for full catalog  
pages on products

## Vertical Hold Down Clamps

### 91090 Series

Max. Holding Capacity:  
1710 N [385 lbf]



Color handle  
option available.  
See pg. 7 for  
more info.



91090  
Front Flanged Base  
Open Bar



### 317 Series

Max. Holding Capacity:  
1670 N [375 lbf] (U)  
1780 N [400 lbf] (S)



Color handle  
option available.  
See pg. 7 for  
more info.



317-U  
U-Bar



317-S  
Solid Bar



### 7-101, 7-58, 7-59, 7-60 Series

Max. Holding Capacity:  
2110 N [475 lbf] (7-101)  
2670 N [600 lbf] (7-58)  
4450 N [1000 lbf] (7-59)  
7120 N [1600 lbf] (7-60)



7-101



7-58  
7-59  
7-60



### 527 Series

Max. Holding Capacity:  
4450 N [1000 lbf]



527  
Flanged Base



527-F ⓘ  
Front Mount



### 229 Series

Max. Holding Capacity:  
4450 N [1000 lbf]



Color handle  
option available.  
See pg. 7 for  
more info.



229  
Flanged Base  
Open Bar



ⓘ This item is available upon request


**CLICK OR SCAN**  
QR codes for full catalog  
pages on products

**500**

**Vertical Hold Down Clamps**

**500 Series**

Max. Holding Capacity: 7000 N [1575 lbf] (503)  
11000 N [2475 lbf] (505)  
22500 N [5060 lbf] (506)

 Color handle  
option available.  
See pg. 7 for  
more info.



**503-MB**  
Swivel Base



**503-MLB**  
Long Base



**503-MLBR**  
Long Base,  
DESTACO®  
Toggle Lock  
Plus™



**503-MBLSC** ⓘ  
Swivel Base  
with Locking  
Spring Clip



**503-MLBLS** ⓘ  
Long Base  
with Locking  
Spring Clip



**505-MB**  
Swivel Base



**505-MLB**  
Long Base



**505-MBLSC** ⓘ  
Swivel Base  
with Locking  
Spring Clip



**505-MLBLS** ⓘ  
Long Base  
with Locking  
Spring Clip



**506-MB**  
Swivel Base



**506-MLB** ⓘ  
Long Base



**506-MBLSC** ⓘ  
Swivel Base  
with Locking  
Spring Clip



**506-MLBLS** ⓘ  
Long Base  
with Locking  
Spring Clip




**Accessories**



**Handle**  
503503-L (503)  
505503-L (505)  
506503-L (506)



**Clamping Bar**  
503501 (503)  
505501 (505)  
506501 (506)



**Base Plate**  
503502 (503)  
505502 (505)  
506502 (506)

ⓘ This item is available upon request



# 2013, 2017, 2027, 213

**CLICK OR SCAN**  
QR codes for full catalog  
pages on products

## Horizontal Hold Down Clamps

### 2013 Series

Max. Holding Capacity: 1310 N [295 lbf]

**2013-U**  
Flanged Base  
U-Bar




**2013-U-LS-BLK** ⓘ  
Blackout Series  
Flanged Base  
U-Bar



**2013-UR**  
Flanged Base, U-Bar  
DESTACO® Toggle  
Lock Plus™



 Color handle option  
available. See pg. 7  
for more info.



### 2017 Series

Max. Holding Capacity: 2500 N [560 lbf]

**2017-U**  
Flanged Base  
U-Bar




**2017-U-LS-BLK** ⓘ  
Blackout Series  
Flanged Base  
U-Bar



**2017-UR**  
Flanged Base, U-Bar  
DESTACO® Toggle  
Lock Plus™



 Color handle option  
available. See pg. 7  
for more info.



### 2027 Series

Max. Holding Capacity: 3740 N [840 lbf]

**2027-U**  
Flanged Base  
U-Bar




**2027-U-LS-BLK** ⓘ  
Blackout Series  
Flanged Base  
U-Bar



**2027-UR**  
Flanged Base, U-Bar  
DESTACO® Toggle  
Lock Plus™



 Color handle option  
available. See pg. 7  
for more info.



### 213 Series

Max. Holding Capacity: 670 N [150 lbf]

**213-U/USS**  
Flanged Base  
U-Bar



-USS Stainless  
Steel Model



**213-U-LS-BLK** ⓘ  
Blackout Series  
Flanged Base  
U-Bar



**213-UB**  
Straight Base  
U-Bar



**213-UB-LS-BLK** ⓘ  
Blackout Series  
Straight Base  
U-Bar



**213-U-L** ⓘ  
Flanged Base  
Open Bar



**213-U-L-BLK** ⓘ  
Flanged Base  
Open Bar




**213-UB-L** ⓘ  
Straight Base  
Open Bar



**213-UB-L-BLK** ⓘ  
Blackout Series  
Straight Base  
Open Bar



ⓘ This item is available upon request

 Color handle option available.  
See pg. 7 for more info.



**CLICK OR SCAN**

QR codes for full catalog pages on products

# 217, 227

## Horizontal Hold Down Clamps



### 217 Series


Max. Holding Capacity: 900 N [200 lbf]  
1110 N [250 lbf] (USS)

Color handle option available.  
See pg. 7 for more info.

**217-U/USS**  
Flanged Base  
U-Bar



-USS Stainless  
Steel Model



**217-U-LS-BLK** ⓘ  
Blackout Series  
Flanged Base  
U-Bar



**217-UB**  
Straight Base  
U-Bar



**217-UB-LS-BLK** ⓘ  
Blackout Series  
Straight Base  
U-Bar



**217-U-L** ⓘ  
Flanged Base  
Open Bar



**217-U-L-BLK** ⓘ  
Flanged Base  
Open Bar



**217-UB-L** ⓘ  
Straight Base  
Open Bar



**217-UB-L-BLK** ⓘ  
Blackout Series  
Straight Base  
Open Bar



### 227 Series

Max. Holding Capacity: 2220 N [500 lbf]  
2670 N [600 lbf] (USS)

Color handle option available.  
See pg. 7 for more info.



**227-U/USS**  
Flanged Base  
U-Bar



-USS Stainless  
Steel Model



**227-U-LS-BLK** ⓘ  
Blackout Series  
Flanged Base  
U-Bar



**227-UB**  
Straight Base  
U-Bar



**227-UB-LS-BLK** ⓘ  
Blackout Series  
Straight Base  
U-Bar



**227-U-L** ⓘ  
Flanged Base  
Open Bar



**227-U-L-BLK** ⓘ  
Flanged Base  
Open Bar



**227-UB-L** ⓘ  
Straight Base  
Open Bar



**227-UB-L-BLK** ⓘ  
Blackout Series  
Straight Base  
Open Bar



ⓘ This item is available upon request


# 237, 245, 205, 215

**CLICK OR SCAN**  
QR codes for full catalog  
pages on products

## Horizontal Hold Down Clamps

### 237 Series

Max. Holding Capacity:  
3340 N [750 lbf]  
3780 N [850 lbf] (USS)

 Color handle  
option available.  
See pg. 7 for  
more info.



**237-U/USS**  
Flanged Base  
U-Bar



-USS Stainless  
Steel Model

### 245 Series

Max. Holding Capacity:  
4450 N [1000 lbf]  
**245-U**

Flanged Base  
U-Bar



### 205 Series

Max. Holding Capacity: 270N [60 lbf]  
340N [75 lbf] (USS, SSS)



**205-U/USS**  
Flanged Base  
U-Bar



-USS Stainless  
Steel Model

**205-UB** ⓘ  
Straight Base  
U-Bar



**205-UL** ⓘ  
Left Flanged Base  
U-Bar



**205-UR** ⓘ  
Right Flanged Base  
U-Bar



**205-S/SSS**  
Flanged Base  
Solid Bar



-USS Stainless  
Steel Model

**205-SB** ⓘ  
Straight Base  
Solid Bar



**205-SL** ⓘ  
Left Flanged Base  
Solid Bar



**205-SR** ⓘ  
Right Flanged Base  
Solid Bar



### 215 Series

Max. Holding Capacity: 890 N [200 lbf]  
1110 N [250 lbf] (USS)



**215-U/USS**  
Flanged Base  
U-Bar



-USS Stainless  
Steel Model

**215-UB** ⓘ  
Straight Base  
U-Bar



**215-S**  
Flanged Base  
Solid Bar



ⓘ This item is available upon request

CLICK OR SCAN

QR codes for full catalog pages on products

# 225, 235, 305, 307, 309

## Horizontal Hold Down Clamps



### 225 Series

Max. Holding Capacity: 2220 N [500 lbf]  
2670 N [600 lbf] (USS, URSS, UBSS)

#### 225-U/USS


Flanged Base  
U-Bar



-USS Stainless Steel Model

#### 225-UR/URSS

Flanged Base, U-Bar  
DESTACO®  
Toggle Lock  
Plus



-URSS Stainless Steel Model

#### 225-UB/UBSS ⓘ

Straight Base  
U Bar



#### 225-UF

Front Mount Base  
U-Bar



-UBSS Stainless Steel Model

### 235 Series

Max. Holding Capacity: 3340 N [750 lbf]  
3780 N [850 lbf] (USS, URSS)

Color handle option available.  
See pg. 7 for more info.



#### 235-U/USS

Flanged Base  
U-Bar



-USS Stainless Steel Model



#### 235-UR/URSS

Flanged Base  
U-Bar



-URSS Stainless Steel Model

DESTACO®  
Toggle Lock  
Plus



#### 235-UB ⓘ

Straight Base  
U Bar



#### 235-UF

Front Mount Base  
U-Bar



### 305, 307, 309 Series

Max. Holding Capacity: 670 N [150 lbf] (305)  
900 N [200 lbf] (305-USS, 305-URSS)  
1560 N [350 lbf] (307)  
3340 N [750 lbf] (309)



#### 305-U/USS

Flanged Base  
U-Bar



-USS Stainless Steel Model



#### 305-UR/URSS

Flanged Base  
U-Bar



-URSS Stainless Steel Model

DESTACO®  
Toggle Lock  
Plus™



#### 307-U/USS

Flanged Base  
U-Bar



-USS Stainless Steel Model



#### 307-UR/URSS

Flanged Base  
U-Bar



-URSS Stainless Steel Model

DESTACO®  
Toggle Lock  
Plus™



#### 309-U/USS

Flanged Base  
U-Bar



-USS Stainless Steel Model



#### 309-UR ⓘ

Flanged Base  
U-Bar

DESTACO®  
Toggle Lock  
Plus™



ⓘ This item is available upon request



# 206, 5300

**CLICK OR SCAN**  
QR codes for full catalog  
pages on products

## Horizontal Hold Down Clamps

### 206 Series

Max. Holding Capacity: 440 N [100 lbf]

#### 206-SS

Flanged Base  
Low U-Bar  
Stainless Steel




#### 206-HSS

Flanged Base  
High U-Bar  
Stainless Steel



### 5300 Series

Max. Holding Capacity: [600lbf] 2670N (5305)  
[1300lbf] 5780N (5310)

 Color handle option available.  
See pg. 7 for more info.



#### 5305/5310

Flanged Base



#### 5305-B/5310-B

Solid  
Base



#### 5305-R/5310-R

Flanged Base  
DESTACO®  
Toggle Lock  
Plus



#### 5305-BR ⓘ/5310-BR ⓘ

Solid Base  
DESTACO®  
Toggle Lock  
Plus



ⓘ This item is available upon request

**CLICK OR SCAN**  
QR codes for full catalog  
pages on products

# 6001, 601, 6015, 603, 608

## Straight Line Action Clamps



### 6001 Series

Max. Holding Capacity: [150 lbf] 670 N

6001/-M



6001-SS/-MSS



### 601 Series

Max. Holding Capacity: [100 lbf] 440 N



601



601-M



601-O  
Straight Base  
U-Bar



601-SS  
Stainless steel



601-OSS<sup>①</sup>  
Stainless steel  
External  
thread



### 6015 Series

Max. Holding Capacity: [560 lbf] 2500 N  
[630 lbf] 2800 N (SS, MSS)



6015/-M



6015-SS/-MSS  
Stainless  
Steel




6015-R/-MR  
DESTACO<sup>®</sup>  
Toggle Lock  
Plus



### 603, 608 Series

Max. Holding Capacity: [600 lbf] 2670 N (603, 603-M, 603-R, 603-MR)  
[840 lbf] 3740 N (603-SS, 603-MSS)  
[850 lbf] 3780 N (608)

 Color handle option available.  
See pg. 7 for more info.



603/-M



603-SS/-MSS  
Stainless  
Steel



603-R/-MR  
DESTACO<sup>®</sup>  
Toggle Lock  
Plus



608/-M



<sup>①</sup> This item is available upon request



# 605, 606, 607, 609, 610, 615, 620, 630

**CLICK OR SCAN**  
QR codes for full catalog  
pages on products

## Straight Line Action Clamps

### 605 Series

Max. Holding Capacity:  
[300 lbf] 1330 N



Color handle  
option available.  
See pg. 7 for  
more info.



605/-M



### 606 Series

Max. Holding Capacity:  
[450 lbf] 2000 N



606/-M



### 607 Series

Max. Holding Capacity:  
[800 lbf] 3560 N



Color handle  
option available.  
See pg. 7 for  
more info.



607/-M



607-SQ/-SQM  
with Square  
Plunger



### 609 Series

Max. Holding Capacity:  
[300 lbf] 1330 N



Color handle  
option available.  
See pg. 7 for  
more info.



609  
Flanged Base



609-B  
Straight Base



### 610 Series

Max. Holding Capacity:  
[800 lbf] 3560 N



610/-M



### 615 Series

Max. Holding Capacity:  
[300 lbf] 1330 N



Color handle  
option available.  
See pg. 7 for  
more info.



615



### 620 Series

Max. Holding Capacity:  
[600 lbf] 2670 N



Color handle  
option available.  
See pg. 7 for  
more info.



620/-M



### 630 Series

Max. Holding Capacity:  
[2,500 lbf] 11100 N



Color handle  
option available.  
See pg. 7 for  
more info.



630/-M




630-R/MR  
DESTACO®  
Toggle Lock  
Plus



630-SS/MSS  
Stainless Steel



630-RSS/MRSS  
Stainless Steel  
DESTACO®  
Toggle Lock  
Plus




**CLICK OR SCAN**  
QR codes for full catalog  
pages on products

# 640, 650, 95000, 5000

## Straight Line Action Clamps

### 640 Series

Max. Holding Capacity:  
[7,500 lbf] 33400 N

 Color handle  
option available.  
See pg. 7 for  
more info.



640/-M



640-R/-MR

DESTACO®  
Toggle Lock  
Plus



### 650 Series

Max. Holding Capacity:  
[16,000 lbf] 71200 N



650/-M



### 95000 Series

Max. Holding Capacity: [550 lbf] 2450 N (95030)  
[1100 lbf] 4900 N (95040)  
[1650 lbf] 7340 N (95050)  
[3960 lbf] 17600 N (95060)



95030



95040



95050 ⓘ



95060 ⓘ



### 5130, 5131, 5133 Series

Max. Holding Capacity: [2500 lbf] 11120 N (5131)  
[5800 lbf] 25800N (5130)  
[4600 lbf] 20460N (5133)



5130/-M

5131/-M

5133/-M

Flanged Base



5130-B/-MB

5131-B/-MB

5133-B/-MB

Solid Base



5130-R/-MR

5131-R/-MR

5133-R/-MR

Flanged Base

DESTACO®  
Toggle Lock  
Plus



5130-BR ⓘ/-MBR ⓘ

5131-BR ⓘ/-MBR ⓘ

5133-BR ⓘ/-MBR ⓘ

Solid Base

DESTACO®  
Toggle Lock  
Plus



### 5150 Series

Max. Holding Capacity: [5800lbf] 25800N



5150/-M

Flanged Base



5150-B/-MB

Solid Base



5150-R/-MR

Flanged Base

DESTACO®  
Toggle Lock  
Plus



5150-BR ⓘ/-MBR ⓘ

Solid Base

DESTACO®  
Toggle Lock  
Plus



ⓘ This item is available upon request

Dimensions and technical information are subject to change without notice


# 602, 604, 624, 6004, 614, 670, 675, 690, 695

**CLICK OR SCAN**  
QR codes for full catalog  
pages on products

## Straight Line Action Clamps

### 602, 604, 624 Series

Max. Holding Capacity: [200 lbf] 900 N (602 Series)  
[300 lbf] 1330 N (604, 604-R, 604-MM, 604-MMR)  
[400 lbf] 1780 N (604-SS, 604-RSS, 604-MMSS, 604-MMRSS)  
[700 lbf] 3110 N (624 Series)

 Color handle  
option available.  
See pg. 7 for  
more info.



#### 602/-SS/-MM/-MMSS



#### 604/-SS/-MM/-MMSS ⓘ 604-R/-RSS/-MMR/-MMRSS



DESTACO®  
Toggle Lock  
Plus

#### 624/-SS/-MM/ 624-R/-RSS/-MMR/-MMRSS



DESTACO®  
Toggle Lock  
Plus

### 6004 Series


Max. Holding Capacity: [450 lbf] 2000 N

#### 6004/-MM



#### 6004-R/-MMR DESTACO® Toggle Lock Plus



 Color handle  
option available.  
See pg. 7 for  
more info.



## Mounting Plates for 602, 604, 624, 6004 Series

#### 602106-M (602, 602-MM)



#### 604106 (604, 6004)

#### 604106-M (604-MM, 6004-MM)




#### 624106-M (624, 624-MM)



### 614 Series

Max. Holding Capacity:  
[1125 lbf] 5000 N

 Color handle  
option available.  
See pg. 7 for  
more info.



#### 614-M



### 670, 675, 690, 695 Series

Max. Holding Capacity:  
[2400 lbf] 10680 N (670-1, 675-1)  
[5000 lbf] 22240 N (690-1, 695-1)



#### 670-1MBPLS



#### 675-1MBPLS



#### 690-1MBPLS



#### 695-1MBPLS ⓘ



ⓘ This item is available upon request

**CLICK OR SCAN**  
QR codes for full catalog  
pages on products

# FO, FL, G, F

## Variable Stroke Straight Line Action Clamps




### FO Series

**Type of Mounting:**

- Foot mount

**Type of Actuation:**

- Hand wheel or hand lever (one-handed operation)
- Locking lever and Plunger (two-handed operation)




### FL Series

**Type of Mounting:**

- Flange mount

**Type of Actuation:**

- Locking lever or hand wheel (one-handed operation)
- Locking lever and Plunger (two-handed operation)



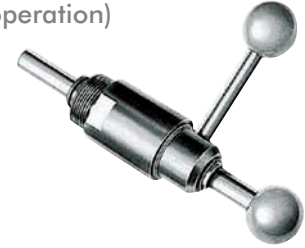
### G Series








**Type of Mounting:**

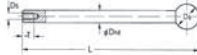
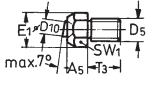
- Through hole mount

**Type of Actuation:**

- Locking lever and Plunger (two-handed operation)
- Hand wheel or hand lever (one-handed operation)



		Model	Holding Capacity Max. [lbs] N
Flanged base 		FO-082-40 FO-120 FO-121-45 FO-122-45	[335] 1500 [675] 3000 [675] 3000 [675] 3000
		FO-160 FO-161-60 FO-162-60 FO-220 FO-221-80	[2020] 9000 [2020] 9000 [2020] 9000 [4045] 18000 [4045] 18000
Front flange 		FL-120 FL-121-45 FL-122-45	[675] 3000
		FL-160 FL-161-60 FL-162-60	[2020] 9000
Threaded mount 		G-082-40 G-120	[335] 1500 [675] 3000
		G-121-45 G-122-45	[675] 3000

Accessories	Model	
Plunger 	12/100 12/200 12/300 16/100 16/200 16/300 16/400 16/500 22/100 22/200 22/300	
	Swivel thrust pad 	K508 K612 K816 K1222


### F Series

**Type of Mounting:**

- Block style base provides for variable mounting

**Type of Actuation:**

- Two-Hand/Plunger-Hand Lever



Model	Holding Capacity Max. [lbs] N
F-160	[4040] 18000




# 3031, 3051, 330, 351, 371, 381, 323, 331, 341

**CLICK OR SCAN**  
QR codes for full catalog  
pages on products

## Pull Action Latch Clamps

### 3031, 3051 Series

Max. Holding Capacity: 6700N [1500lbf]

 Color handle option available.  
See pg. 7 for more info.



3031/-SS



3031-R/-RSS

DESTACO®  
Toggle Lock  
Plus



3051/-SS




3051-R/-RSS

DESTACO®  
Toggle Lock  
Plus



### 330, 351, 371, 381 Series

Max. Holding Capacity: 900 N [200 lbf] (330)  
1670 N [375 lbf] (351)  
2000 N [450 lbf] (351-SS)  
3340 N [750 lbf] (371)  
4450 N [1000 lbf] (381)

 Color handle option available.  
See pg. 7 for more info.




330/-SS



351/-SS



351-B/-BSS  
Narrow Base



351-R/-RSS

DESTACO®  
Toggle Lock  
Plus



371/-SS



371-R/-RSS

DESTACO®  
Toggle Lock  
Plus




381/-SS



### 323, 331, 341 Series

Max. Holding Capacity: 1600 N [360 lbf] (323)  
3200 N [720 lbf] (331)  
8900 N [2000 lbf] (341)

 Color handle option available.  
See pg. 7 for more info.



323/-SS



323-R/-RSS

DESTACO®  
Toggle Lock  
Plus



331/-SS



331-R/-RSS

DESTACO®  
Toggle Lock  
Plus



341/-SS



341-R/-RSS

DESTACO®  
Toggle Lock  
Plus



 This item is available upon request



**CLICK OR SCAN**


QR codes for full catalog pages on products

# 375, 385

## Pull Action Latch Clamps

### 375 Series

Max. Holding Capacity: [4000 lbf] 17800 N

 Color handle option available. See pg. 7 for more info.



**375**



**375-R**  
DESTACO®  
Toggle Lock  
Plus



**375-B**  
Weld-on  
Mounting



**375-BR** ⓘ  
Weld-on  
Mounting  
DESTACO®  
Toggle Lock  
Plus



**375509**  
Cleat



**385102**  
Optional  
Latch Plate  
for 375 and  
375-R



### 385 Series

Max. Holding Capacity: [7500 lbf] 33300 N (385)



**385/-SS**



**385-R/-RSS**  
DESTACO®  
Toggle Lock  
Plus



**385-L**  
Low Profile  
Handle



**385102**  
Optional  
Latch Plate  
for 385, 385-R  
and 385-L



**385902**  
Optional Stainless  
Latch Plate for  
385-SS and  
385-RSS



ⓘ This item is available upon request




# 324, 334, 344, 374, 301, 311, 3011, 353

**CLICK OR SCAN**  
QR codes for full catalog pages on products

## Pull Action Latch Clamps

### 324, 334, 344, 374 Series

Max. Holding Capacity: [500 lbf] 2200 N (324)  
[1000 lbf] 4450 N (334)  
[2000 lbf] 8900 N (344)  
[4000 lbf] 17800 N (374)

 Color handle option available.  
See pg. 7 for more info.



324/-SS



324-R/-RSS

DESTACO®  
Toggle Lock  
Plus



334/-SS



334-R/-RSS

DESTACO®  
Toggle Lock  
Plus



344/-SS



344-R/-RSS

DESTACO®  
Toggle Lock  
Plus




374



### 301, 311 Series

Max. Holding Capacity:  
1670 N [375 lbf] (301)  
2000 N [450 lbf] (301-SS)  
5340 N [1200 lbf] (311)

 Color handle option available.  
See pg. 7 for more info.



### 3011 Series

Max. Holding Capacity:  
8900 N [2000 lbf]



301/-SS



311



3011



### 353 Series

Max. Holding Capacity: 12460 N [2800 lbf] (353-35)  
9350 N [2100 lbf] (353-65)



353-35



353-65




**CLICK OR SCAN**  
QR codes for full catalog  
pages on products

# 325, 345, 424, 441, 431, 460, 480

## Squeeze Action Plier Clamps

### 325 Series

Max. Holding Capacity:  
3560 N [800 lbf]

 Color handle  
option available.  
See pg. 7 for  
more info.




325/-SS



### 345 Series

Max. Holding Capacity:  
3560 N [800 lbf]

 Color handle  
option available.  
See pg. 7 for  
more info.



345



345-G



### 424, 441 Series

Max. Holding Capacity: 900 N [200 lbf] (424)  
1560 N [350 lbf] (441)




424




424-2  
With Two  
Adjustable  
Spindles



441



441-2  
With Two  
Adjustable  
Spindles



### 431 Series

Max. Holding Capacity:  
400 N [100 lbf]



431



### 460, 480 Series

Max. Holding Capacity: 3110 N [700 lbf] (462, 462-2, 463)  
5340 N [1200 lbf] (482, 484)  
4450 N [1000 lbf] (486)



462



462-2  
With Two  
Adjustable  
Spindles



463



482



484



486



 This item is available upon request

# SPINDLES

## Manual Clamping Accessories

**CLICK OR SCAN**  
QR codes for  
full catalog pages  
on products



### Flat-Tip Bonded Black Neoprene Spindle – Inch

- Includes jam nuts
- Stainless steel versions available upon request



Part No.	Thread
102208	#8-32
105208	
201208	#10-32
202208	1/4-20
215208	
424208	
431208	
225208	5/16-18
507208	
240208	3/8-16
527208	
235208	
247208	1/2-13
267208	5/8-11

### Cone-Tip Bonded Black Neoprene Spindle – Inch

- Includes jam nuts



Part No.	Thread
305208	#10-32
213208	1/4-20
509208	5/16-18
519208	
210208	3/8-16

### Large Diameter Padded Swivel Foot Spindle-Inch

- Includes jam nuts



Part No.	Thread
207209	1/4-20
507209	5/16-18
210209	3/8-16

### Flat-Tip Bonded Red Neoprene Spindle – Metric

- Includes jam nuts



Part No.	Thread
431208-M	M6
424208-M	
202208-M	
215208-M	M8
225208-M	
2007208-M	
507208-M	M10
240208-M	
235208-M	
247208-M	M12

### Plunger-matic Assemblies

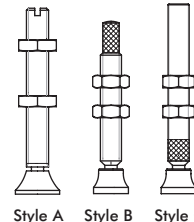
- For use with Straight Line Action clamps
- Includes jam nut



Part No.	Thread
905	5/16-18
905-M	M8
920	3/8-16
920-M	M10

### Swivel Foot Spindle

- Includes jam nuts



Part No.	Thread	Style
207206-M	M6	A
507206-M	M8	
468206-M	M10	B
210206-M		A
250206-M	M12	C
207206	1/4-20	
507206	5/16-18	
468206	3/8-16	B
210206		C
250206	1/2-13	

ⓘ Item is available upon request.



**CLICK OR SCAN**  
QR codes for  
full catalog pages  
on products

# SPINDLES, CAPS, WASHERS, BOLT RETAINERS

## Manual Clamping Accessories

### Hex Head Spindle – Stainless Steel

- Includes jam nuts



Part No.	Thread
205943-M	M4
201943-M	M5
202943-M	M6
207943-M	M8
205943	#8-32
201943	#10-32
202943	1/4-20
207943	5/16-18
237943	3/8-16

### Hex Head Spindle

- Includes jam nuts



Part No.	Thread	Part No.	Thread
205203-M	M6	205203	
461203-M		202203	1/4-20
207203-M	M8	461203	
491203-M		441203	5/16-18
210203-M	M10	207203	
240203-M		491203	
220203-M	M12	210203	3/8-16
267203-M	M16	240203	
105203*	#8-32	527203	
305203	#10-32	325203	1/2-13
		220203	
		250203	5/8-11

\*Material: nylon

### Neoprene Caps - Slip on Hex Head



Part No.	Fits Spindle Ø
215119	M6 or 1/4
225119	M8 or 5/16
235119	3/8

### Neoprene Caps - Slip on



Part No.	Fits Spindle Ø
424107	M6 or 1/4
235110	M10 or 3/8

### Polyurethane Caps - Threaded - Flat Tip



Part No.	Fits Spindle Ø	Color
215219	1/4-20	Black
215219-M	M6 x 1.0	Red
225219	5/16-18	Black
225219-M	M8 x 1.25	Red
235219	3/8-16	Black
235219-M	M10 x 1.5	Red

### Polyurethane Caps - Threaded - Cone Tip




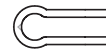
Part No.	Fits Spindle Ø
215319	1/4
225319	5/16
235319	3/8

### Flanged Washers –



Part No. Standard	Part No. Stainless	Fits Spindle Ø
105106	105906	M4 or #8
102111	102911	M5 or #10
215105	215905	M6 or 1/4
507107	507907	M8 or 5/16
235106	235906	M10 or 3/8
247109	N/A	M12 or 1/2
267102	N/A	M16 or 5/8

### Bolt Retainers



Style A



Style B

Part No.	Fits Spindle Ø	Style
207105		A
207105-M	M8 or 5/16	B
210114		A
210114-M	M10 or 3/8	B
247110		A
247110-M	M12 or 1/2	B
250121	M12 or 1/2	A
2002115-E	M6 or 1/4	
2007115-E	M8 or 5/16	B
2010115-E	M10 or 3/8	


# ADAPTERS & EXTENSIONS

## Manual Clamping Accessories

CLICK OR SCAN  
QR codes for  
full catalog pages  
on products



### Length Adapter



### Height Adapter



### Clamping Arm Adapter



Model no.	Length Adapter
213-U-L / 213-UB-L 2013-U / 2013-UB 2013-UR / 2013-UBR	L-213-1-01 ⓘ L-213-1-02 ⓘ
202-U-L / 202-UB-L 217-U-L / 217-UB-L 2002-U-L / 2002-UB-L 2017-U / 2017-UB 2017-UR / 2017-UBR	L-217-1-01 ⓘ L-217-1-02 ⓘ L-217-1-03 ⓘ
207-U-L / 207-UB-L 227-U-L / 227-UB-L 2007-U-LS / 2007-U-LS 2027-U / 2027-UB 2027-UR / 2027-UBR	L-227-1-01 ⓘ L-227-1-02 ⓘ L-227-1-03 ⓘ L-227-1-04 ⓘ

Model no.	Height Adapter
213-U-L / 213-UB-L 2013-U / 2013-UB 2013-UR / 2013-UBR	L-213-2-01 ⓘ L-213-2-02 ⓘ
202-U-L / 202-UB-L 217-U-L / 217-UB-L 2002-U-LS / 2002-UB-LS 2017-U / 2017-UB 2017-UR / 2017-UBR	L-217-2-01 ⓘ L-217-2-02 ⓘ
207-U-L / 207-UB-L 227-U-L / 227-UB-L 2007-U-LS / 2007-U-LS 2027-U / 2027-UB 2027-UR / 2027-UBR	L-227-2-01 ⓘ L-227-2-02 ⓘ

Model no.	Clamping Arm Adapter
213-U-L / 213-UB-L 2013-U / 2013-UB 2013-UR / 2013-UBR	L-213-3-01 ⓘ
202-U-L / 202-UB-L 217-U-L / 217-UB-L 2002-U-LS / 2002-UB-LS 2017-U / 2017-UB 2017-UR / 2017-UBR	L-217-3-01 ⓘ
207-U-L / 207-UB-L 227-U-L / 227-UB-L 2007-U-LS / 2007-UB-LS 2027-U / 2027-UB 2027-UR / 2027-UBR	L-227-3-01 ⓘ

ⓘ Available upon request.  
Also available in Black. Add -BLK to part number.

ⓘ Available upon request.  
Also available in Black. Add -BLK to part number.

ⓘ Available upon request.  
Also available in Black. Add -BLK to part number.

### Arm Extension:



### Cross Arm Set

- 1 x cross arm
- 2 x adjustment spindles with neoprene thrust pads vulcanized, resin-free, inc. 2 x fastening nuts
- 4 x flange washers
- 1 x screw, 1 x fastening nut



Model no.	Extension link
213-U-L / 213-UB-L 2013-U / 2013-UB 2013-UR / 2013-UBR	L-213-4-01 ⓘ
202-U-L / 202-UB-L 217-U-L / 217-UB-L 2002-U-LS / 2002-UB-LS 2017-U / 2017-UB 2017-UR / 2017-UBR	L-217-4-01 ⓘ
207-U-L / 207-UB-L 227-U-L / 227-UB-L 2007-U-LS / 2007-UB-LS 2027-U / 2027-UB 2027-UR / 2027-UBR	L-227-4-01 ⓘ

Model no.	For Models with U Arms	Adjustable Spindles
207426-Q	207, 225, 227	507208-M
210440-Q	210, 235, 237	240208-M

ⓘ Available upon request. Also available in Black. Add -BLK to part number.

